



** All images in this datasheet are for illustrative purposes only and may differ from the actual product.*

Transparent LED Film

Bring New Life to Transparent Space



*Superb
 Transparency*

Self Adhesive



Easy Expandability



Enhanced Brightness



Product Reliability

A NATURAL BLEND WITH SPACE



Superb Transparency

The Transparent LED film reflects the object behind the product even after the product is attached and turned off. This offers a wide-open view while blending into existing interior design smoothly and delivers various information effectively by attracting the attention of passersby.




Fitting in with Flats and Curves

The Transparent LED film supports curvatures up to 2,000R convex and concave for curved glass or window applications, and offers even surface by durable, transparent layers.

What is R?




EASY SPACE INNOVATION



Self-adhesive Film

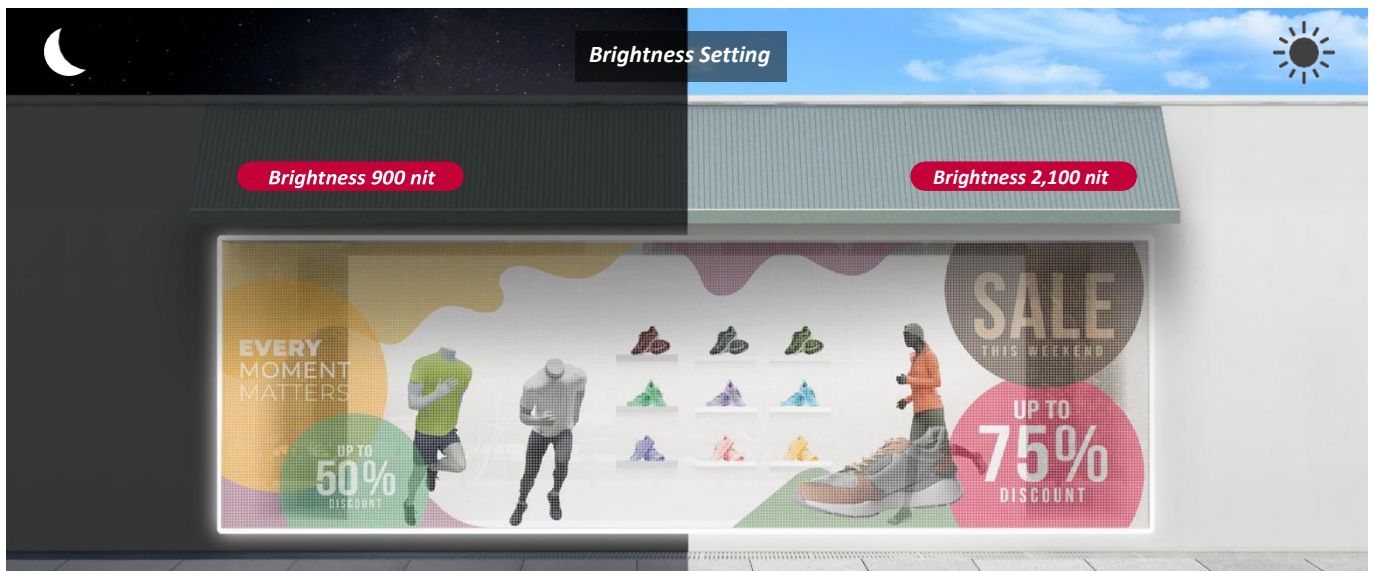
The Transparent LED film is self-adhesive, so it can be easily attached to the surfaces of existing window glass without the need for any complicated construction.



Outstanding Expandability and Flexibility

The size and layout of the film can be customized to fit into the installation area. It can be expanded by adding more films in a vertical or horizontal way, or cut in parallel with the bezel to meet size requirements.

EYECATCHING CONTENT DISPLAY

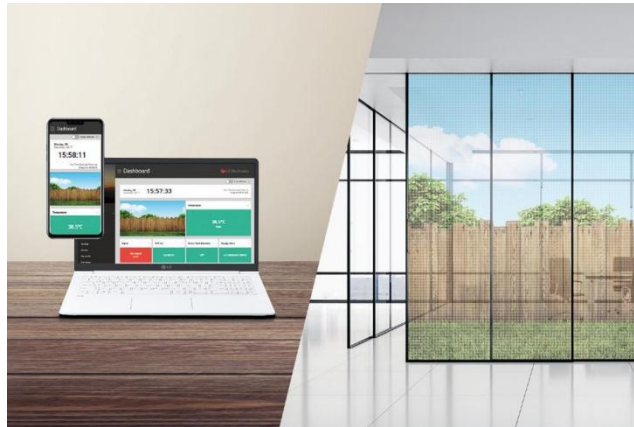


Enhanced Brightness and Control

The LED film with smaller pixel pitch, 10mm, and advanced brightness of up to 4500nit(cd/m²)* attracts the attention of passersby while displaying a wide range of colors. Also, by using Control Manager solution, you can adjust and set brightness by timeline to deliver messages with optimal brightness.

* The examined brightness may differ from testing environments including a photometer.

SMART LED SIGNAGE



Control Manager

Through the Control Manager, available on internet-connected devices, you can set, control contents and monitor the status of multiple displays in different locations in real time. Especially for Transparent LED film installed on large area, the Control Manager helps you to play and check contents in easier way.



Real-time Connected Care Service

Maintenance is easy and fast with the optional Connected Care service, a cloud service solution provided. It remotely manages the status of displays in client workplaces for fault diagnosis and remote-control services, enabling the stable operation of clients' businesses.

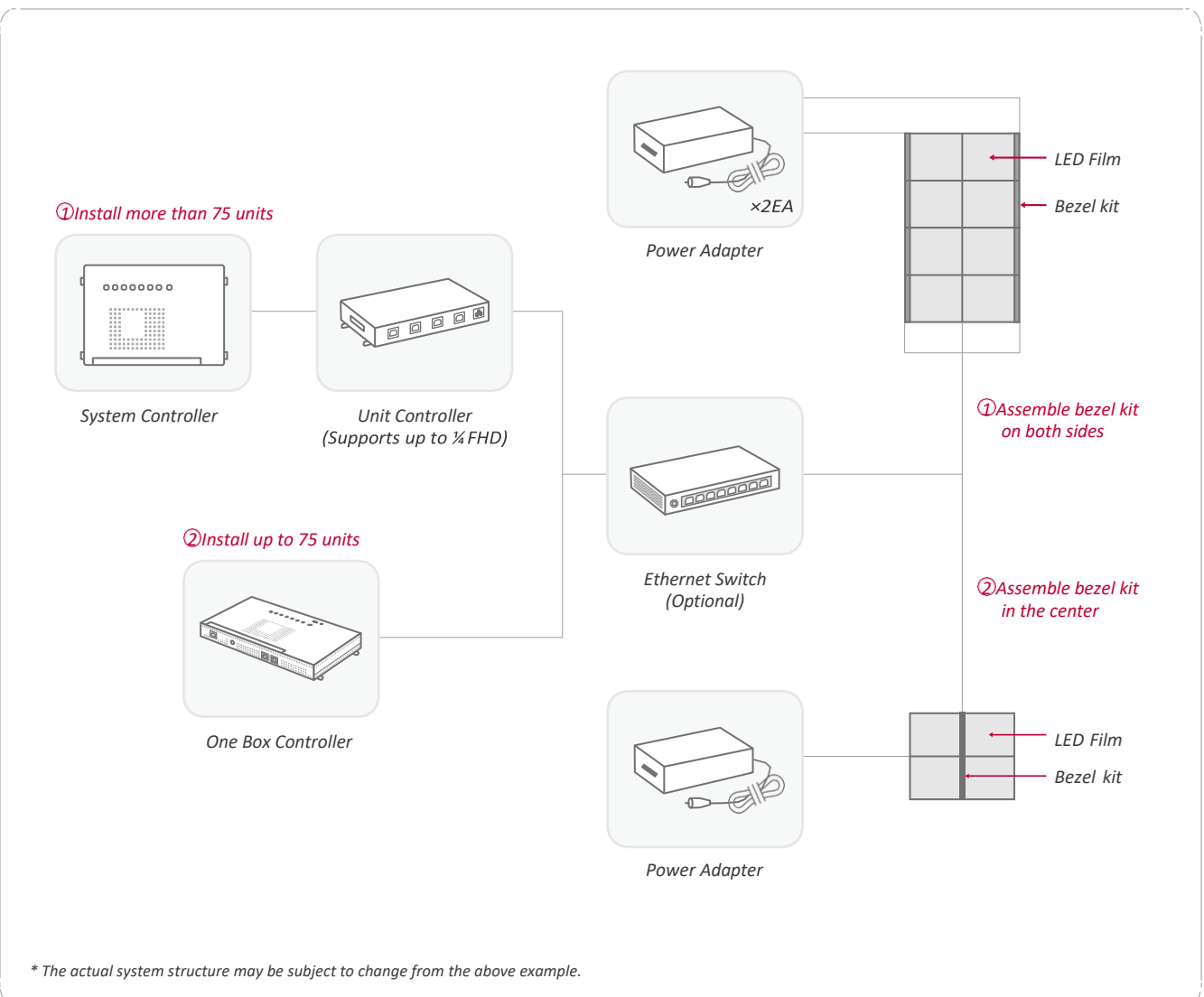
COMPONENTS & SYSTEM CONNECTION

Components


1. LED Film 2. Bezel Kit 3. Power Adapter 4-1. Unit Controller 4-2. System Controller 5. One Box Controller

** The required amount of components vary depending on the screen size.
* One Box Controller can replace Unit Controller and System Controller when install within 75 sheets of film.*

System Connection



PRODUCT INFORMATION



Pixel Pitch	14 mm
LED Type	3 in 1 SMD
Brightness	4500cd/m ² (Typ.)
Transmittance	53%
Curvature (Concave and Convex)	2,000R

DIMENSION (unit: mm)

Transparent LED Film Panel

