

NEW

FHC Aspire™

Insulating Glass Entrance Systems

MAIN ENTRY DOORS, CURTAINWALL APPLICATION INTEGRATION
WINE ROOMS AND MORE

**Elite Door
That Looks
As Great As
It Performs**

CSI DIVISION 08

SECTION
08 1116



FHC Aspire™ Insulating Glass Entrance Systems together with the “VDS” Vertical Door Stile System (U.S. Patent Numbers 11,299,928 and 11,187,323) are both designed, engineered, and manufactured in the U.S.A. at the company’s Southern California facility. These new products bring next level industry standards to air, water infiltration management, and thermal performance meeting the nation’s ever evolving energy and building codes.


PROFESSIONAL GRADE

aspire™

INSULATING GLASS ENTRANCE SYSTEMS

HERE'S WHY ARCHITECTS AND DESIGNERS SPECIFY ASPIRE™

- » Next Level Thermal Efficiency Provided by Thermally Broken Door Rails and Vertical Door Stiles. Utilizes Polyamide Strut Thermal Barriers Between the Inside and Outside Aluminum Extrusion Members
- » Door Handle Hardware Connects Directly to the Glass, Producing a Heavy Glass Door Appearance. Enabled by Specialized Through Glass Hole Spacers That Create a Durable Seal Between the Insulating Glass Lites With a P.I.B. Primary Seal and Silicone Secondary Seal
- » Very Narrow Vertical Door Stiles Complete the Heavy Glass Door Look. Stiles Utilize Our Patent Pending Clamping Mechanism and Unitizing Gaskets, for Fast Installations and Long-Term Durability
- » Rugged Stainless-Steel Corner Joinery Will Maintain Door Integrity in High Traffic Applications
- » Aspire™ Door Rails Feature Our Unitizing Gasket and Clamping Force Control Mechanism that Protects the Insulating Glass Edge Seal
- » PAS (Pivot Alignment System) in Both Top and Bottom Door Rails Make Installation and Alignment Easy
- » Door System Can be Configured to Center or Offset Pivot for Compatibility with Any Storefront Entrance System
- » Integrated Air and Water Infiltration Management
- » Six Standard Architectural Finishes Plus Custom Powder-Coat

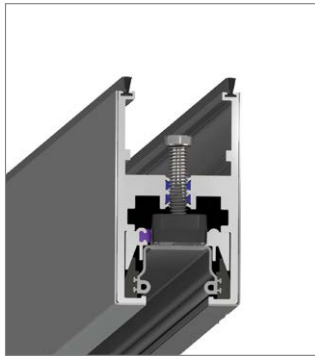


**The Glazing
Supply Company**
EXPERIENCE AND INNOVATION



4361 Firestone Blvd. South Gate, CA 90280
Toll Free (888) 295-4531 | Fax (323) 336-8307
email architectural@fhc-usa.com
FHC-USA.COM

FHC Aspire™ Insulating Glass Entrance Systems



Aspire™ 4" Top Door Rail with Door Adjustment Screw



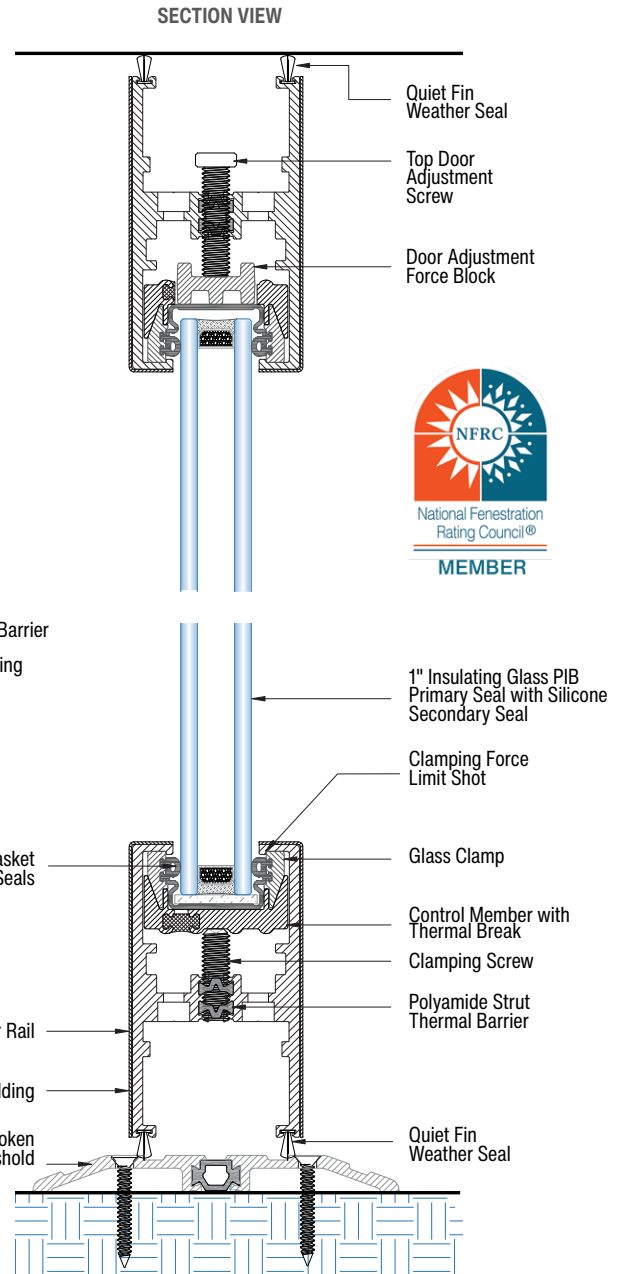
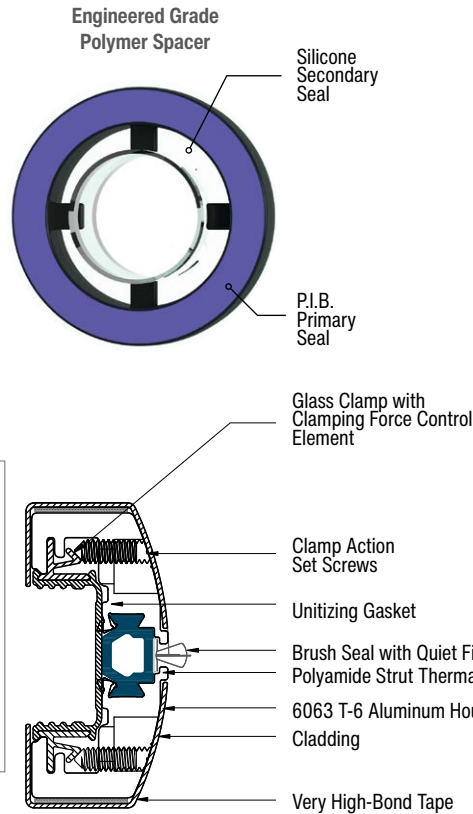
Aspire™ Vertical Door Stile Assembly



Aspire™ 4" Bottom Door Rail and Threshold



Aspire™ 10" Bottom Door Rail and Threshold




FHC ASPIRE™ INSULATING GLASS ENTRANCE SYSTEMS

ITEM NO.	DESCRIPTION
A44XXC	Door With 4" Top and 4" Bottom Door Rails
A410XXC	Door With 4" Top and 10" Bottom Door Rails
AH1DXXC	Header For Double Door
AH1SXXC	Header For Single Door
ADJG1XXC	Door Glass Jamb
ADJ1XXC	Door Wall Jamb
ADJ90XX1C	90 Degree Door To Glass Jamb
AJG901XXC	90 Degree Glass To Glass Jamb

XX = FINISH

Available Finishes



LIT0211 05.20.22